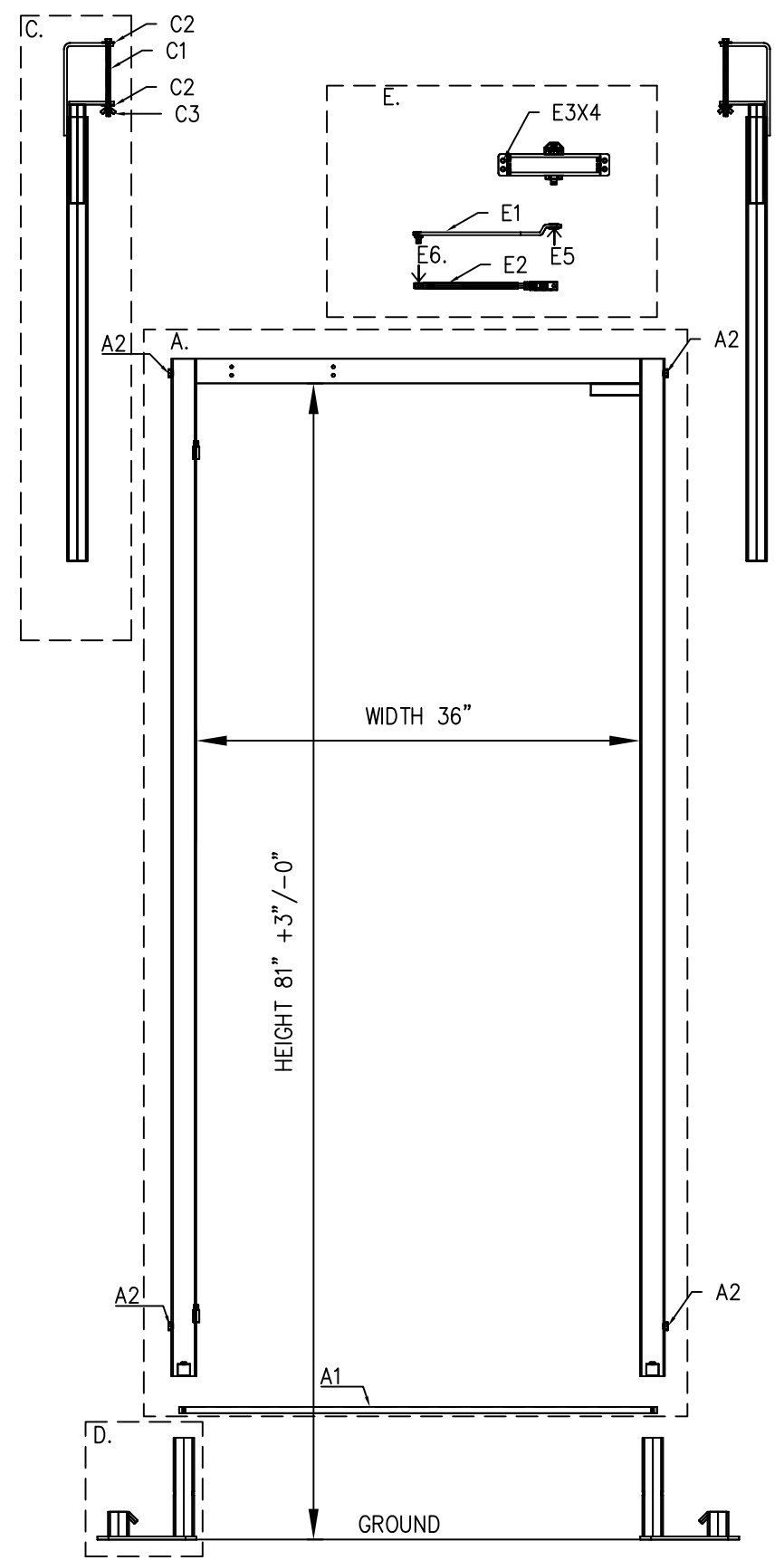
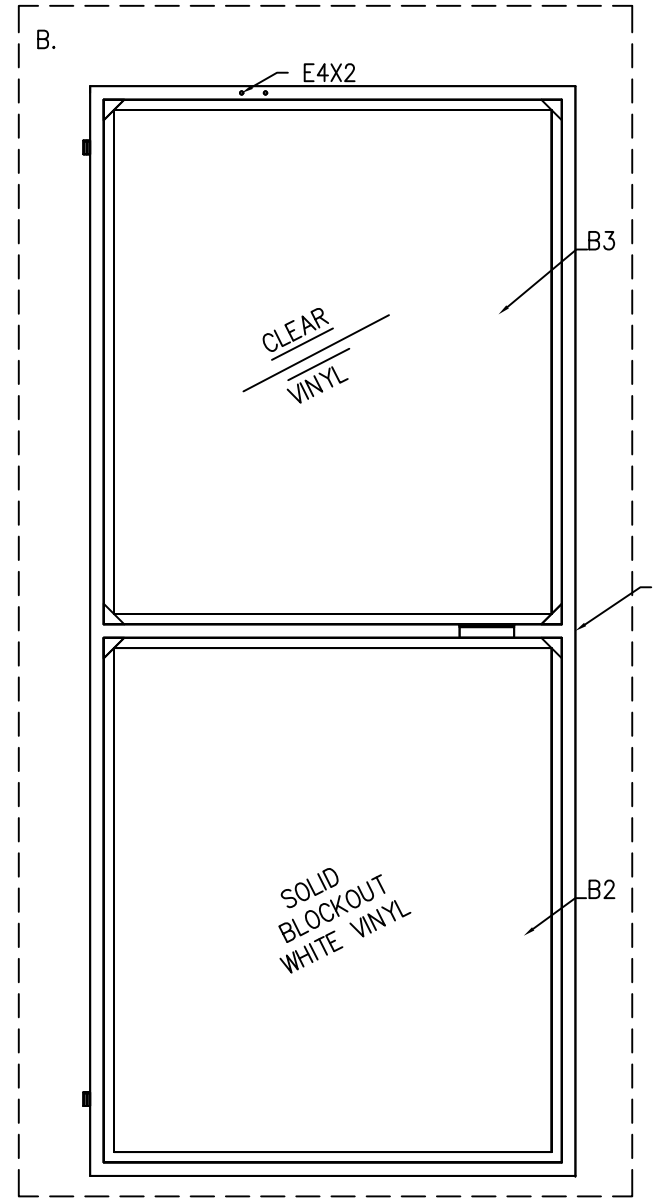


RIGHT VIEW

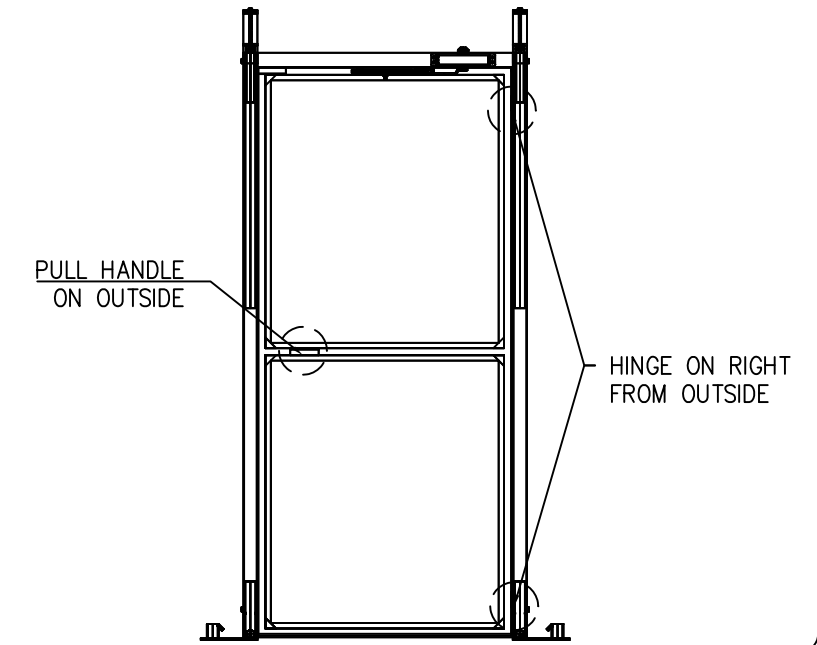


INSIDE BACK VIEW



INSIDE DOOR VIEW

DWG ID#	Description	Qty	
A	Single Door Frame -Left	1	Master Item
A1	Single Door Transport Bar	1	Component
A2	1/2" x 1" Hex Head Tap Screw	4	Component
B	Canopy Door Assembly- Left	1	Master Item
B1	Canopy Door Frame- Left	1	Component
B2	Canopy Door Panel-UW	1	Component
B3	Canopy Door Panel-Clear	1	Component
C	Door Hangar Assmebly	2	Master Item
C1	3/8" x 6" Carriage Bolt	2	Component
C2	3/8" Washer	4	Component
C3	3/8" Wing Nut	2	Component
D	Door Baseplate	2	Master Item
E	Closer Assembly	1	Master Item
E1	Closer Body Arm	1	Component
E2	Closer Door Arm	1	Component
E3	1/4-20 x 1" Phil. Flat Mch. Screw	4	Component
E4	1/4-20 x 1" Phil. Flat Mch. Screw	2	Component
E5	6mmX15mm Phil. Truss Head Mch. Screw	1	Component
E6	6mmX10mm Phil. Pan Head Mch. Screw	1	Component



OUTSIDE VIEW

ALL DATA AND INFORMATION CONTAINED IN OR DISCLOSED BY THIS DOCUMENT IS CONFIDENTIAL AND PROPRIETARY INFORMATION OF AZTEC TENTS AND ALL RIGHTS THEREIN ARE EXPRESSLY RESERVED. BY ACCEPTING THIS MATERIAL THE RECIPIENT AGREES THAT THIS MATERIAL AND INFORMATION CONTAINED THEREIN IS HELD IN CONFIDENCE AND IN TRUST AND WILL NOT BE COPIED, REPRODUCED WHOLE OR IN PART, NOR ITS CONTENTS REVEALED IN ANY MANNER TO OTHERS, EXCEPT TO MEET THE SPECIFIC PURPOSE FOR WHICH IT WAS DELIVERED.

AZTEC TENTS
 DESIGN & PRODUCTION
 2665 COLUMBIA ST. TORRANCE, CA. 90503
 (800) 228-3687 - FAX (310) 381-0722

PRODUCT
 SINGLE CANOPY DOOR (R)
 HINGE ON RIGHT LOOKING FROM OUTSIDE
 PART NUMBER: Z51600028

REVISION HISTORY			
REV.	DESCRIPTION	BY:	DATE:

CONFIDENTIAL

ENGINEER: N/A DATE: 12/17/2015
 PAGE: 1 OF 1 DRAWN: HUGO.R