

# TIMBERTRAC™

The Essence of Craftsman Style Tent Design



## WHY TIMBERTRAC?

- Commands higher rental rates
- Distinctive design is an industry first
- Ideal for long term and seasonal applications
- Durable Graincote™ finish
- Rustic chic styling with contemporary flare
- Highly translucent membrane

## PRODUCT OVERVIEW

The Timbertrac™ Collection features an architectural truss beam design, "wood-like" aluminum beams, and aesthetic joining plates, producing the appearance of craftsman-style construction, while providing the amenities needed for event specific applications. The Graincote™ coating system used to cover the silver aluminum beams produces a look and feel never before seen in an event structure.

Timbertrac™ flawlessly combines architectural beauty and industry leading commercial tent function. The gable ends of this tent system can be left wide open or can be closed with fabric gable panels and walls as weather requires.

Timbertrac™ is the ideal tent structure to spark your client's imagination.

## ENGINEERING

System engineered to ASCE 7-10 105mph (3 Second Gust) Exposure "C"

## ONLINE PRODUCT INFORMATION



See our website for additional images and information featuring the benefits of this tent system.

CALL US TODAY 800.228.3687 · AZTECTENTS.COM

  
DESIGN & PRODUCTION

# THE AZTEC ADVANTAGE

THERE IS NO OTHER TENT WITH THIS LEVEL OF DISTINCTION

## SPECIFICATIONS

Widths:  
20', 30' and 40' Wide

Lengths:  
Expandable in 15' Lengths

Configurations:  
Tilt Up Design with Open gables or closed with fabric gable panels


Fabric:  
ProSail™ proprietary polyester sailcloth with dual side PVC coating to assure waterproof properties and easy cleaning

Hardware:  
Graincote™ finished aluminum to look like real wood, with contrasting plates and fittings powder coated a rustic brown color

Flame Retardancy:  
NFPA 701, CA State Fire Marshal Title 19

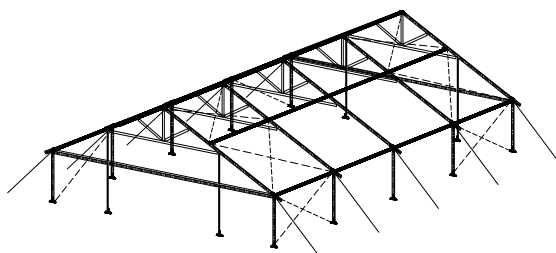
Engineering:  
ASCE 7-10 105MPH Exposure "C"

Common Accessories:  
Sidewalls, portal braces, doors, connector marquees, transit cases, and pull ropes

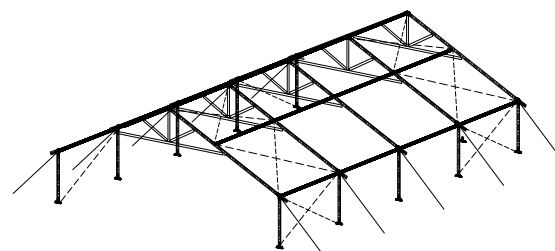


1. The high transparency of the sailcloth fabric 2. The powder coated aluminum architecture plates and bolts finish the craftsman design 3. Gable panels in clear or white can be used to close up the ends of the system 4. Extended eave option available for all widths 5. Standard eave design 6. Portal braces allow user to swap out lower cross cable bracing allowing for better access in and out of the tent system.

## CONFIGURATIONS



Installed with gable uprights



Installed without gable uprights

CALL US TODAY 800.228.3687 · AZTECTENTS.COM

**AZTEC TENTS**  
DESIGN & PRODUCTION