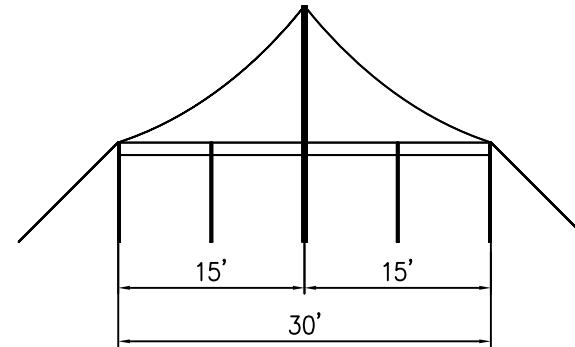
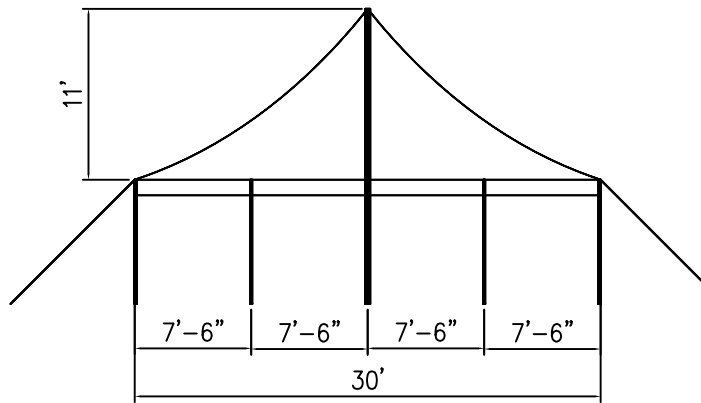


ISOMETRIC ELEVATION



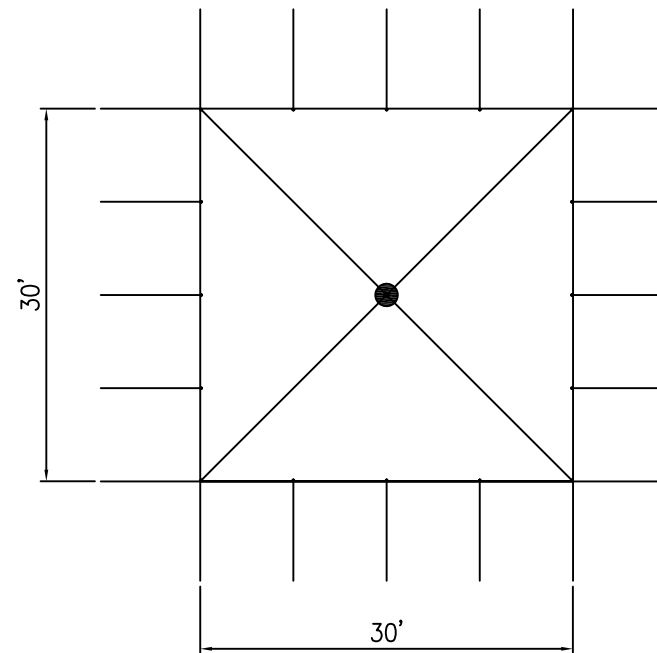
SIDE ELEVATION

SERIES 1500 TENT
30' x 30' 1PC.



FRONT ELEVATION

● = CENTER POLES NOT TO SCALE



PLAN ELEVATION

ALL DATA AND INFORMATION CONTAINED IN OR DISCLOSED BY THIS DOCUMENT IS CONFIDENTIAL AND PROPRIETARY INFORMATION OF AZTEC TENTS AND ALL RIGHTS THEREIN ARE EXPRESSLY RESERVED. BY ACCEPTING THIS MATERIAL THE RECIPIENT AGREES THAT THIS MATERIAL AND INFORMATION CONTAINED THEREIN IS HELD IN CONFIDENCE AND IN TRUST AND WILL NOT BE COPIED, REPRODUCED WHOLE OR IN PART, NOR ITS CONTENTS REVEALED IN ANY MANNER TO OTHERS, EXCEPT TO MEET THE SPECIFIC PURPOSE FOR WHICH IT WAS DELIVERED.

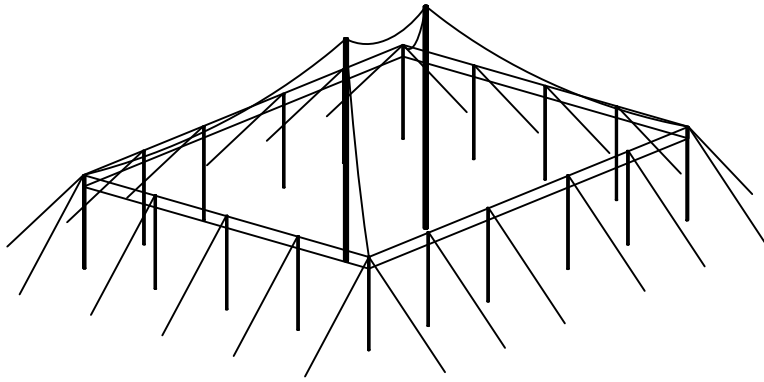
AZTEC TENTS
 DESIGN & PRODUCTION
 2665 COLUMBIA ST. TORRANCE, CA. 90503
 (800) 228-3687 - FAX (310) 381-0722

SERIES 1500 FRAME
 SERIES 1500 POLE TENT/STANDARD
 30'W X 30'L X 7'-6" LEG SPACING
 PART NUMBER: ZXXXXXXX

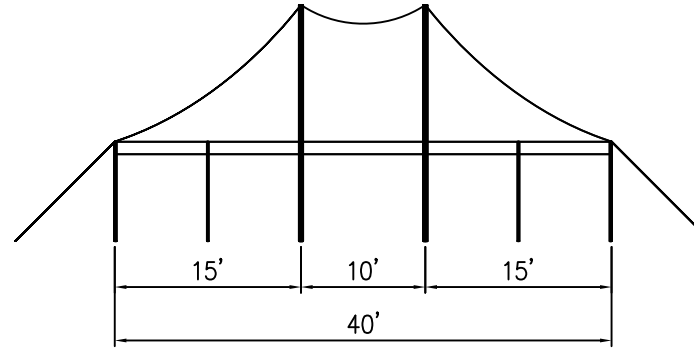
REVISION HISTORY			
REV.	DESCRIPTION	BY:	DATE:

CONFIDENTIAL

ENGINEER: N/A DATE: 4/14/2016
 PAGE: 1 OF 1 DRAWN: HUGO.R



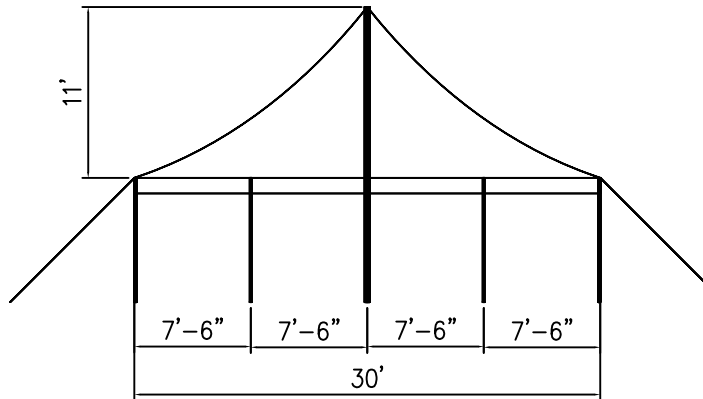
ISOMETRIC ELEVATION



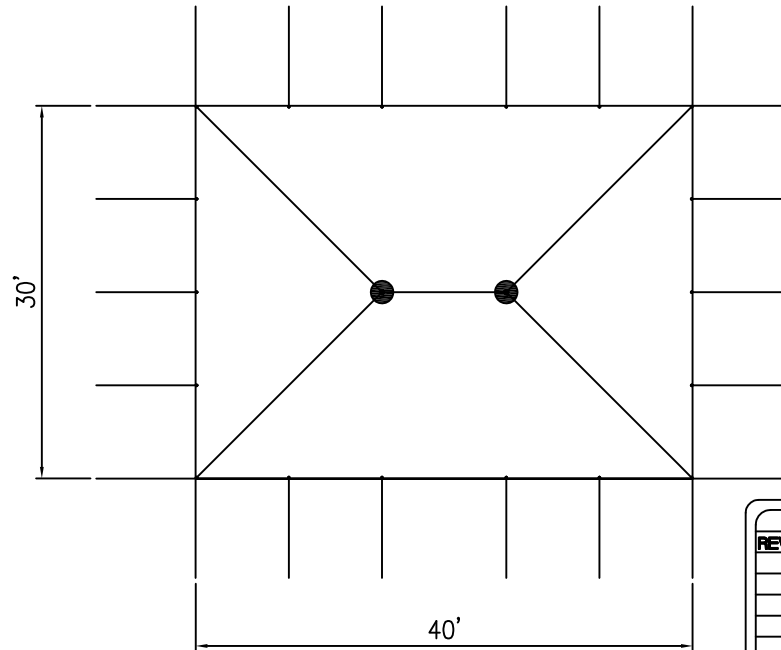
SIDE ELEVATION

SERIES 1500 TENT
30' x 40' 1PC.

● = CENTER POLES NOT TO SCALE



FRONT ELEVATION



PLAN ELEVATION

ALL DATA AND INFORMATION CONTAINED IN OR DISCLOSED BY THIS DOCUMENT IS CONFIDENTIAL AND PROPRIETARY INFORMATION OF AZTEC TENTS AND ALL RIGHTS THEREIN ARE EXPRESSLY RESERVED. BY ACCEPTING THIS MATERIAL THE RECIPIENT AGREES THAT THIS MATERIAL AND INFORMATION CONTAINED THEREIN IS HELD IN CONFIDENCE AND IN TRUST AND WILL NOT BE COPIED, REPRODUCED WHOLE OR IN PART, NOR ITS CONTENTS REVEALED IN ANY MANNER TO OTHERS, EXCEPT TO MEET THE SPECIFIC PURPOSE FOR WHICH IT WAS DELIVERED.

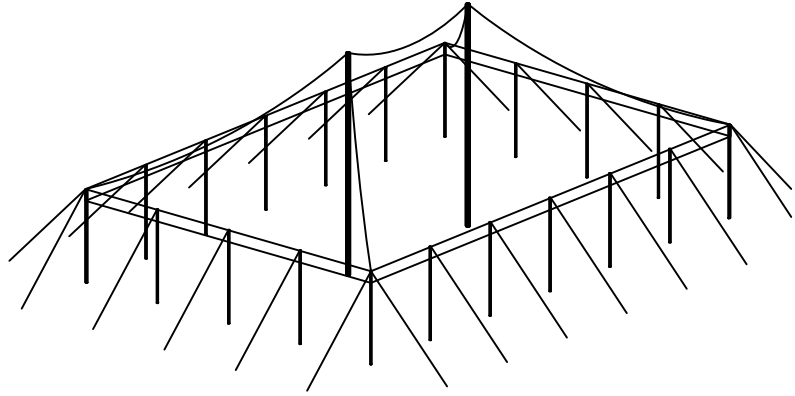
AZTEC TENTS
 DESIGN & PRODUCTION
 2665 COLUMBIA ST. TORRANCE, CA. 90503
 (800) 228-3687 - FAX (310) 381-0722

SERIES 1500 FRAME
 SERIES 1500 POLE TENT/STANDARD
 30'W X 40'L X 7'-6" LEG SPACING
 PART NUMBER: ZXXXXXXX

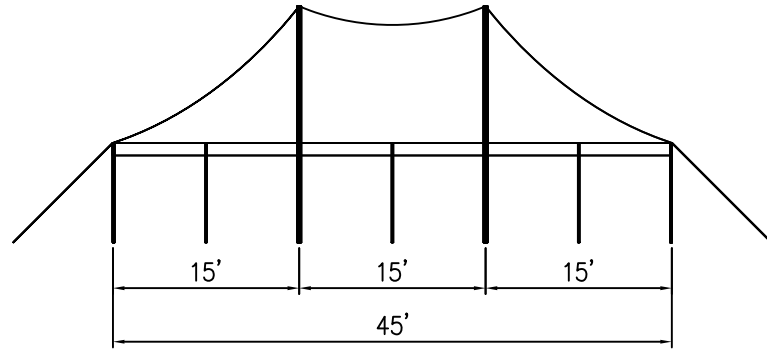
REVISION HISTORY			
REV.	DESCRIPTION	BY:	DATE:

CONFIDENTIAL

ENGINEER: N/A DATE: 4/14/2016
 PAGE: 1 OF 1 DRAWN: HUGO.R



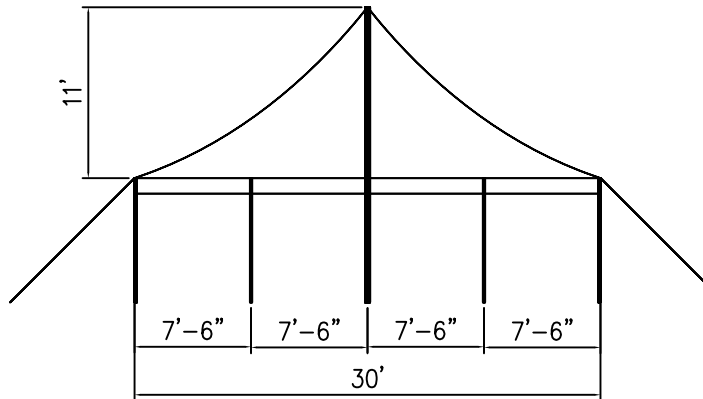
ISOMETRIC ELEVATION



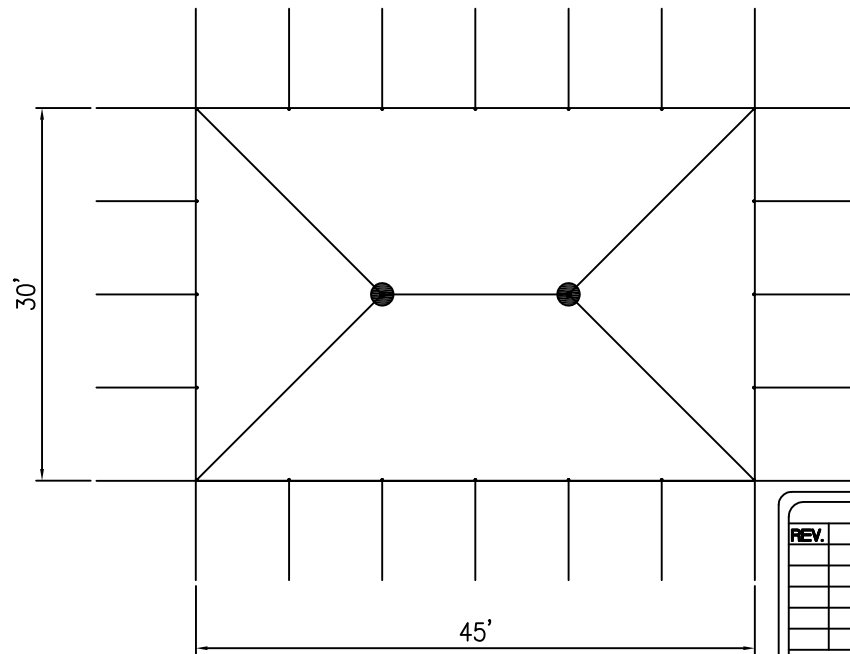
SIDE ELEVATION

SERIES 1500 TENT
30' x 45' 1PC.

● = CENTER POLES NOT TO SCALE



FRONT ELEVATION



PLAN ELEVATION

ALL DATA AND INFORMATION CONTAINED IN OR DISCLOSED BY THIS DOCUMENT IS CONFIDENTIAL AND PROPRIETARY INFORMATION OF AZTEC TENTS AND ALL RIGHTS THEREIN ARE EXPRESSLY RESERVED. BY ACCEPTING THIS MATERIAL THE RECIPIENT AGREES THAT THIS MATERIAL AND INFORMATION CONTAINED THEREIN IS HELD IN CONFIDENCE AND IN TRUST AND WILL NOT BE COPIED, REPRODUCED WHOLE OR IN PART, NOR ITS CONTENTS REVEALED IN ANY MANNER TO OTHERS, EXCEPT TO MEET THE SPECIFIC PURPOSE FOR WHICH IT WAS DELIVERED.


AZTEC TENTS
 DESIGN & PRODUCTION
 2665 COLUMBIA ST. TORRANCE, CA. 90503
 (800) 228-3687 - FAX (310) 381-0722

SERIES 1500 FRAME
 SERIES 1500 POLE TENT/STANDARD
 30'W X 45'L X 7'-6" LEG SPACING
 PART NUMBER: ZXXXXXXX

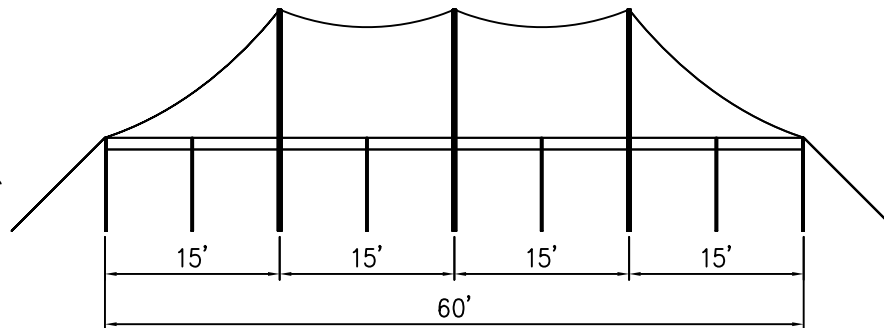
REVISION HISTORY			
REV.	DESCRIPTION	BY:	DATE:

CONFIDENTIAL

ENGINEER: N/A DATE: 4/14/2016
 PAGE: 1 OF 1 DRAWN: HUGO.R



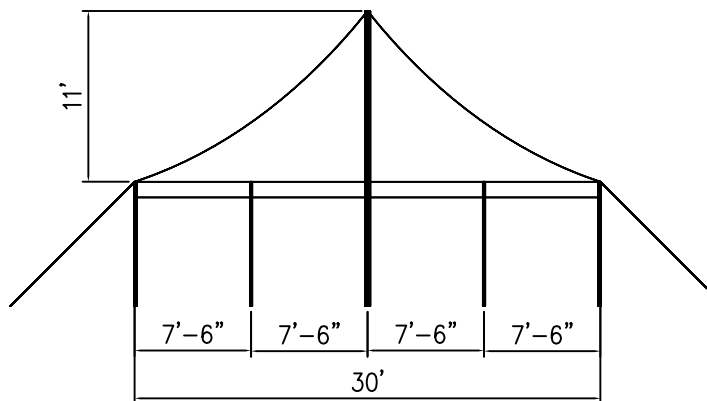
ISOMETRIC ELEVATION



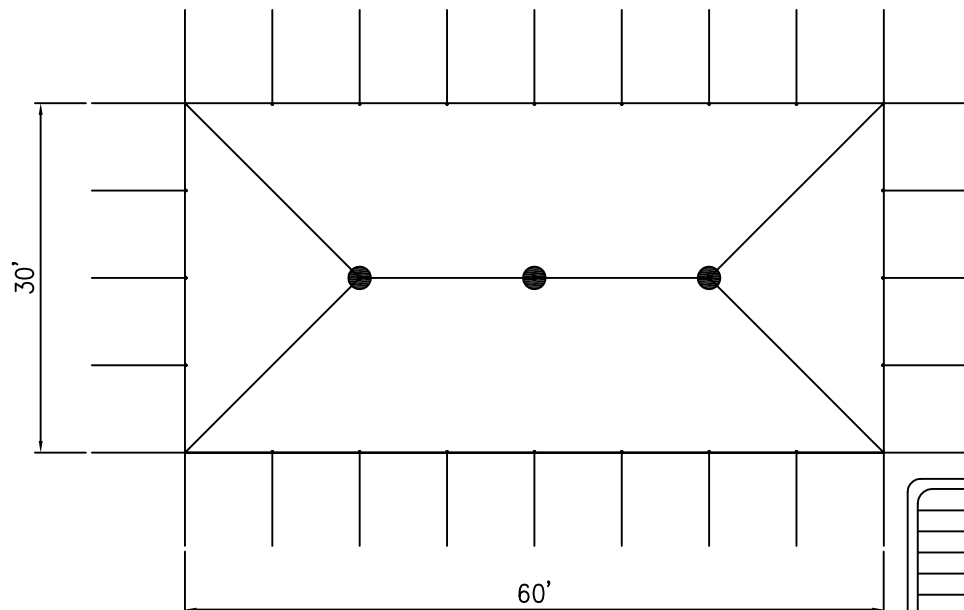
SIDE ELEVATION

SERIES 1500 TENT
30' x 60' 1PC.

● = CENTER POLES NOT TO SCALE



FRONT ELEVATION



PLAN ELEVATION

ALL DATA AND INFORMATION CONTAINED IN OR DISCLOSED BY THIS DOCUMENT IS CONFIDENTIAL AND PROPRIETARY INFORMATION OF AZTEC TENTS AND ALL RIGHTS THEREIN ARE EXPRESSLY RESERVED. BY ACCEPTING THIS MATERIAL THE RECIPIENT AGREES THAT THIS MATERIAL AND INFORMATION CONTAINED THEREIN IS HELD IN CONFIDENCE AND IN TRUST AND WILL NOT BE COPIED, REPRODUCED WHOLE OR IN PART, NOR ITS CONTENTS REVEALED IN ANY MANNER TO OTHERS, EXCEPT TO MEET THE SPECIFIC PURPOSE FOR WHICH IT WAS DELIVERED.

AZTEC TENTS
 DESIGN & PRODUCTION
 2665 COLUMBIA ST. TORRANCE, CA. 90503
 (800) 228-3687 - FAX (310) 381-0722

SERIES 1500 FRAME
 SERIES 1500 POLE TENT/STANDARD
 30'W X 60'L X 7'-6" LEG SPACING
 PART NUMBER: ZXXXXXXX

REVISION HISTORY		
DESCRIPTION:	BY:	DATE:

CONFIDENTIAL

DATE: 4/14/2016
 DRAWN: HUGO.R